


























## Insurance Europe COVID-19 Market Monitoring 28/02/2022

The summary below provides an overview of the key market metrics which are being monitored as part of the contingency measures developed in response to the COVID-19 pandemic.

Euro market data		Monitor	Current Level	Change relative to...				Reference point	
				1 year	YE2021	1 week	1 day	Level	Date
<b>Government bond spreads (10yr)</b>									
	ECB		0.1%	0.0%	0.0%	0.0%	0.1%	0.5%	17/03/2020
	Austria		-0.2%	-0.2%	-0.1%	0.0%	0.0%	0.2%	17/03/2020
	Belgium		-0.2%	-0.2%	-0.1%	-0.1%	0.0%	0.4%	17/03/2020
	France		-0.2%	-0.2%	-0.1%	-0.1%	0.0%	0.3%	17/03/2020
	Germany		-0.7%	-0.4%	-0.2%	-0.1%	0.0%	-0.4%	17/03/2020
	Italy		0.9%	0.2%	0.0%	-0.2%	0.0%	2.4%	17/03/2020
	Netherlands		-0.4%	-0.2%	-0.1%	-0.1%	0.0%	0.0%	17/03/2020
	Spain		0.3%	-0.1%	0.0%	-0.1%	0.0%	1.1%	17/03/2020
	UK		0.0%	0.2%	0.0%	0.0%	0.0%	-0.2%	17/03/2020
<b>EUR Swap rates</b>									
	1yr		-0.4%	0.1%	0.1%	-0.1%	-0.1%	-0.5%	11/03/2020
	5yr		0.5%	0.8%	0.4%	-0.1%	-0.1%	-0.5%	09/03/2020
	10yr		0.8%	0.8%	0.5%	0.0%	-0.1%	-0.3%	09/03/2020
	20yr		0.9%	0.6%	0.4%	0.0%	-0.1%	-0.1%	09/03/2020
	30yr		0.8%	0.4%	0.3%	0.0%	-0.1%	-0.3%	11/03/2020
<b>Corporate bond spreads</b>									
	iBoxx EUR Financials		1.8%	0.7%	0.6%	0.2%	0.1%	3.0%	24/03/2020
	iBoxx EUR Non-Financials		1.6%	0.6%	0.5%	0.2%	0.0%	2.4%	03/04/2020
	iBoxx EU High-Yield		4.7%	1.5%	1.1%	0.4%	0.1%	9.4%	23/03/2020
<b>Equity Markets</b>									
	MSCI Europe		277.1	15.4%	-6.3%	-0.3%	-0.1%	164.5	18/03/2020
	MSCI World		410.5	19.7%	-7.0%	1.0%	0.1%	224.2	23/03/2020
<b>Volatility measures</b>									
	VSTOXX		35.3	31.4%	83.2%	-2.6%	9.9%	85.6	16/03/2020
<b>Latest applicable monthly EUR VA(bp)</b>									
	28 February 2022		12						
<b>Refinitiv Equity Sector Indices</b>									
	European Non-Life		89.6	3.8%	-4.5%	-1.5%	-0.8%	56.3	23/03/2020
	European Life and Health		86.1	5.7%	-5.7%	-5.2%	-1.8%	45.8	18/03/2020
	European insurance		107.0	6.2%	-2.8%	-3.6%	-1.2%	62.2	18/03/2020

**Key**  
 Better than reference point  
 Worse than reference point

- Source: Refinitiv/EIOPA  
 - Fixed income instruments show changes in Yield/spread  
 - Equities indices show relative changes